



# Uttarakhand

The State Profile

June 2011



PHD RESEARCH BUREAU

**PHD CHAMBER OF COMMERCE AND INDUSTRY**

PHD House, 4/2 Siri Institutional Area, August Kranti Marg, New Delhi 110016

Phone: 91-11-26863801-04, 49545454, Fax: 91-11-26855450, 26863135

E-mail: [phdcci@phdcci.in](mailto:phdcci@phdcci.in) Website: [www.phdcci.in](http://www.phdcci.in)





## DISCLAIMER

Uttarakhand: The State Profile, is prepared by PHD Chamber of Commerce and Industry to provide a broad view of the state. This report may not be reproduced, wholly or partly in any material form, or modified, without prior approval from PHD Chamber of Commerce and Industry.

It may please be noted that this report is for guidance and information purposes only. Though due care has been taken to ensure the accuracy of the information to the best of the PHD Chamber's knowledge and belief, it is strongly recommended that the readers should seek specific professional advice before making any decisions.

Please note that the PHD Chamber of Commerce and Industry does not take any responsibility for outcome of decisions taken as a result of relying on the content of this report. PHD Chamber of Commerce and Industry shall in no way, be liable for any direct or indirect damages that may arise due to any act or omission on the part of the Reader or User due to any reliance placed or guidance taken from any portion of this publication.

Copyright 2011  
PHD Chamber of Commerce and Industry

ALL RIGHTS RESERVED.

No part of this publication including the cover, shall be reproduced, stored in a retrieval system, or transmitted by any means, electronic, mechanical, photocopying, recording, or otherwise, without the prior written permission of, and acknowledgement of the publisher (PHD Chamber of Commerce and Industry).



**Salil Bhandari**  
President

## Foreword

Uttarakhand: The State Profile, is one of the studies in the series of state profiles that the PHD Chamber has come up with and it gives me immense pleasure and honour to present it to our esteemed readers. This study is the unique in its kind, which captures the essence of the grass roots of the hilly state of Uttarakhand.

The study is an exhaustive report on the state's economy and its socio-economic scenario based on primary as well as secondary research. It includes its economic policies, agro policy, industrial policy, development in service sector and social infrastructural framework.

The study also brings together latest developments in the state and highlights potential roadmap for its further growth. Uttarakhand is one of the fastest growing states of India; however, the development has predominantly been in the plains, and the hill districts have been left behind.

It is essential to use a different approach to development in the hilly regions of Uttarakhand. Although, there is wide and diversified demand for tourism in this state from both the domestic and international markets, the infrastructure facilities especially in hilly areas are not adequate. It is envisaged that a cluster approach should be adopted in the hill regions for sustainable tourism development.

PHD Chamber has always aimed to be an important stakeholder to the development of the northern and central states of India and the nation. I hope that this study helps in further policy formulation in the State, so as to serve as a vehicle for its inclusive growth and socio-economic development. We will carry out similar reports on all the states that we serve in the days to come.

I commend and appreciate the tireless efforts of PHD Research Bureau, which has come up with this report with their focused approach.

I hope that this report serves as a handy and informative readers' guide!

***Salil Bhandari***



**Susmita Shekhar**  
Deputy Secretary General

## Preface

Uttarakhand the land of opportunities is strategically located at the foothills of the Himalayan ranges and has a mountainous topography.

Uttarakhand is one of the fastest growing states of India; the State's economy grew more than 9% during the last decade. The state has a peaceful and pollution free conducive environment for Industrial investments. It is rich in power resources with availability of assured, uninterrupted, quality power at affordable and competitive rates.

Agriculture is one of the most important and thrust areas of the economy of Uttarakhand. The state is one of the largest producers of seasonal fruits like Litchi, Apple, Plum, Peach, etc. State government is highly focussed on the exports of fruits and processed fruit products. To promote the agri exports, four Agri Exports Zones (AEZs) have been developed in the state.

The economic agenda of the state focuses on Tourism, Higher Education, IT & ITES, Food Processing and Biotech industries. The state has attracted both domestic and foreign investments in the different sectors of the economy like Automobiles, Pharmaceuticals, FMCG and IT during the recent years.

The state has a vast potential for adventure, leisure, eco-tourism, and religious/spiritual tourism, with unlimited opportunities in related services.

Uttarakhand has progressed steadily since its inception as an independent state. However, the development has mainly taken place in the plain areas and the mountainous areas have remained relatively backward. An integrated approach needs to be adopted so as to ensure inclusive development. Special attention needs to be given to the backward areas.

In a short span of ten years, Uttarakhand has developed it self as an industrial hub of north India and it has potential to grow at even better pace, going forward.

*Susmita Shekhar*

# Contents

---

<b>Sr. No</b>	<b>Topic</b>	<b>Page No</b>
1	Structure of the Economy	2
2	Economic Policy	11
3	Infrastructure	18
4	Social Infrastructure	20
5	Performance in Six Thrust Areas focussed by PHD Chamber	24
6	Uttarakhand Budget 2011-12	26
7	Conclusions and Recommendations	27

---

## Tables

<b>Title</b>	<b>Page No.</b>
Gross State domestic product and its composition	2
Summary of socio-economic indicators	3
Fiscal indicators	6
Investment opportunities in Uttarakhand	8
Industrial investment proposals in Uttarakhand vis-à-vis India	9
Number of SSI units in Uttarakhand vis-à-vis India	10
Pattern of attracting FDI (equity) inflows	10
The key strategic thrust areas	12
Summary of agro statistics	13
Food grain production scenario in Uttarakhand vis-à-vis India	14
Sugarcane production scenario in Uttarakhand vis-à-vis India	15
Banking scenario in Uttarakhand	17
Uttarakhand's total credit and deposits	17
Road infrastructure	18
Power generation and consumption pattern	19
Telecom subscriber base	20
Educational Infrastructure	21
Summary of health indicators	23
Performance in six thrust areas	24
Uttarakhand Budget (2011-12) at a glance	26
Some important Contacts	30

## Charts

Title	Page No.
Growth of real GSDP	2
Composite ranking of the state	4
Socio-economic ranking of the state	4
Comparison of Uttarakhand with other states	5
Pattern of per capita income of Indian states	6
Comparison of GFD as a % of GSDP	7
Trend in attracting industrial investment	9
Regional Share of FDI in India's total FDI inflow	10
Share of Uttarakhand's food grain production in India's total food grain production	14
Share of Uttarakhand's sugarcane production in India's total sugarcane production	15
Population Below Poverty Line (BPL): Uttarakhand amongst other EAG states	20
Trend in literacy rate: Uttarakhand vis-à-vis India	22
Trend of literacy in comparison with other states	22
Uttarakhand vis-à-vis other EAG states in Infant Mortality Rate (IMR)	23
Availability of safe drinking water to households	24

## Abbreviations

---

AEZ	Agri Exports Zone
BPL	Below Poverty Line
BPO	Business Process Outsourcing
CD Ratio	Credit Deposit Ratio
CST	Central Sales Tax
EAG	Empowered Action Group
FDI	Foreign Direct Investment
FRBM	Fiscal Responsibility and Budget Management
FY	Financial Year
GDP	Gross Domestic Product
GFD	Gross Fiscal Deficit
GSDP	Gross State Domestic Product
IT	Information Technology
ITES	Information Technology Enabled Services
MSME	Micro Small & Medium Enterprises
MOFPI	Ministry of Food Processing Industry
MU Watts	Million Unit Watts
NSDP	Net State Domestic Product
PD	Primary Deficit
PHC	Primary Health Centre
PRB	Primary Revenue Balance
PWD	Public Works Department
RD	Revenue Deficit
SCSP	Schedule Cast Sub Plan
SEZ	Special Economic Zone
SSI	Small Scale Industry
TRAI	Telecom Regulatory Authority of India
TSP	Tribal Sub Plan
UP	Uttar Pradesh

---



# Uttarakhand



Uttarakhand is strategically located at the foothills of the Himalayan ranges and has a mountainous topography. It forms part of the northern boundary of the country, sharing its borders with Nepal and China (Tibet). It touches Tibet in the north, Himachal Pradesh in the west and northwest, Gangetic plains of Uttar Pradesh in the south and Nepal in the east. Starting from the foothills in the south it extends to the snow clad mountains in the north.

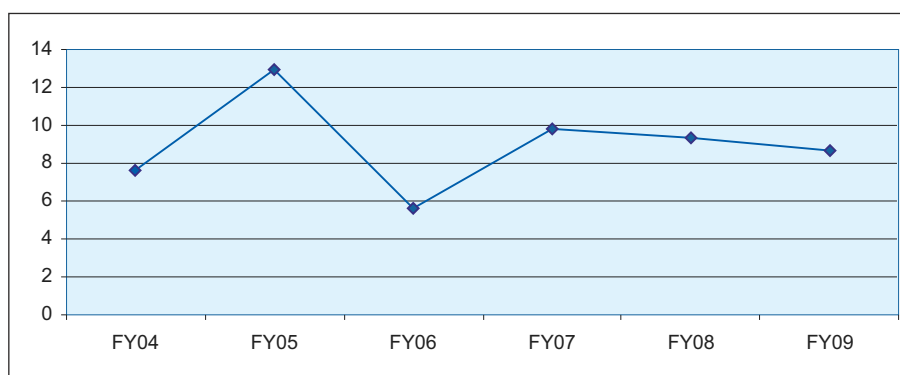
The state is rich in natural resources especially water and forests with many glaciers, rivers and dense forests. Char-dhams, the four most sacred and revered Hindu temples of Badrinath, Kedarnath, Gangotri and Yamunotri are nestled in the mighty mountains. It's truly God's Land (Dev Bhoomi).

The state is blessed with 175 rare species of aromatic & medicinal plants. It has almost all major climatic zones, making it amenable to a variety of commercial opportunities in horticulture, floriculture and agriculture. It has a vast tourism potential in adventure, leisure, and eco-tourism.

## 1. Structure of the economy

Uttarakhand is one of the fastest growing states in India. The state's economy has shown a healthy growth path during the recent years. GSDP (at current prices) has almost doubled from Rs 20,438 crore in FY04 to Rs40159 crore in FY09. The real GSDP grew around 9% (average) during FY2004-FY2009 period.

**Growth of Real GSDP from FY2004 to FY2009**



Source: PHD Research Bureau, Compiled from Directorate of Economics and Statistics Uttarakhand

Tertiary sector contributes around 49% in GSDP followed by the secondary and primary sectors at 35% and 17% respectively in FY2009. Share of secondary sector in the GSDP has also shown excellent growth, it has grown from 22% in FY2001 to 34% in the FY2009. However, the share of primary sector has come down from 28% to 17% during the same period.

**Gross State Domestic Product and its Composition**

Components	FY01	FY05	FY09
GSDP at Current prices (Rs Crore)	14501	23720	40159
NSDP at Current Prices (Rs Crore)	12879	20794	35048
Economic Growth % (GSDP at factor cost, constant prices)	11.84	12.99	8.67
<b>Sectoral Contribution in GSDP at current prices (%)</b>			
Primary*	28.76	23.67	17.39
Secondary**	21.32	26.44	33.64
Tertiary***	49.91	49.87	48.97

Source: PHD Research Bureau, Compiled from Directorate of Economics and Statistics Uttarakhand.

\* Primary Sector includes Agriculture, Forest & Logging, Fishing and Mining & Quarrying

\*\* Secondary Sector includes Manufacturing, Construction, Electricity, Gas & Water Supply.

\*\*\* Tertiary Sector includes Transport, Storage & Communication, Trade, Hotel & Rest, Banking & Insurance, Real Estate, Ownership of Dwelling & Business Services, Public Administration and other services.

### Summary of socio-economic indicators

State Capital	Dehradun
Governor	Smt. Margaret Alva
Chief Minister	Dr. Ramesh Pokhriyal 'Nishank'
Ruling Party	Bharatiya Janta Party
Area (Sq. km)	53,483 Sq KM
Population (Census 2011)	1.01 Crore
Population Density(Sq. Km) Census 2011	189
No. of Districts	13
Important Rivers	Ganga and Yamuna
Mountains	The Great Himalayas
GSDP at Current Prices (2008-09)	40,159 crore
Growth of GSDP at Constant Prices(FY2008-09)	8.67%
Per capita GSDP (2009-10)	Rs 42,031
Fiscal Deficit (FY12)*	3.18% of GSDP
Poverty (FY2004-05)	39.60%
National Highway length (2009-10)	1375 Kms.
Rail Length (2005-06)	345 Kms.
Domestic Airport	Dehradun, Pant Nagar
Govt. Medical Institutions (2009-10)	3236
Per Capita Health Expenditure (2004-05)	Rs. 818
Literacy Rate (2011 Census)**	79.6
Sex Ratio (2011 Census)	963
Key Industries	Tourism, Agro and food processing and hydropower
Prospective Industries	IT, ITES, Biotechnology, Pharmaceuticals and Automobiles.
Main Industrial Cities	Haridwar, Pantnagar, Sitarganj and Dehradun
Investment environment	2nd rank
Composite ranking of the state	11th rank
Agriculture	11th rank
Macro economy	12th rank
Labour laws (2009)	15th rank
Infrastructure	18th rank

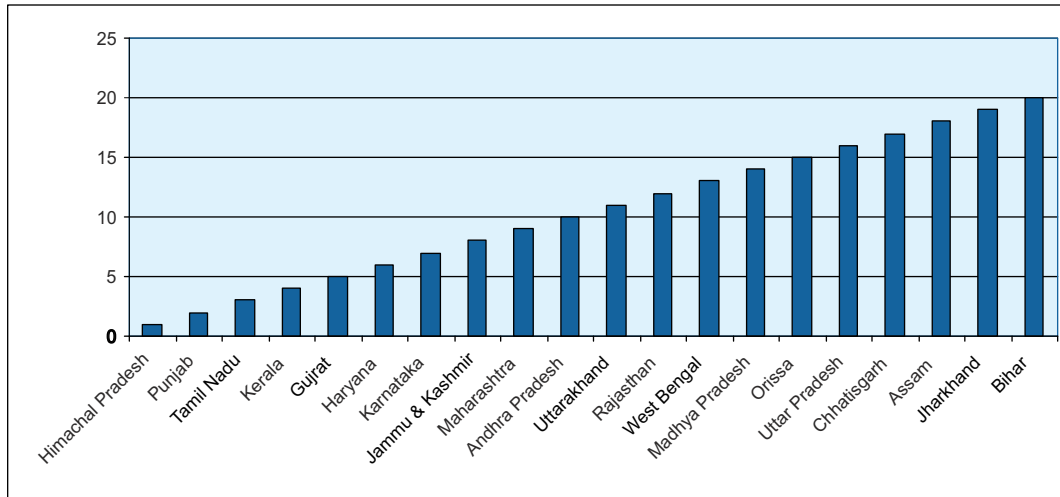
Source: PHD Research Bureau, Compiled from Directorate of Economics and Statistics Uttarakhand, RBI, Economic Survey of Government of India 2010, India Today, 29th Nov 2010, an article by Bibek Debroy and Laveesh Bhandari, Economic Freedom of the States of India 2011, by Laveesh Bhandari, Bibek Debroy and Swaminathan Aiyar and Annual report to people on health 2010.

\* Advance estimates, \*\* Literacy rate for population aged 7 years and above.

### Composite Ranking of the state

Uttarakhand stands 11th on the basis of various socio economic parameters viz. macro economy, investment environment, infrastructure, agriculture, primary education and consumer markets.

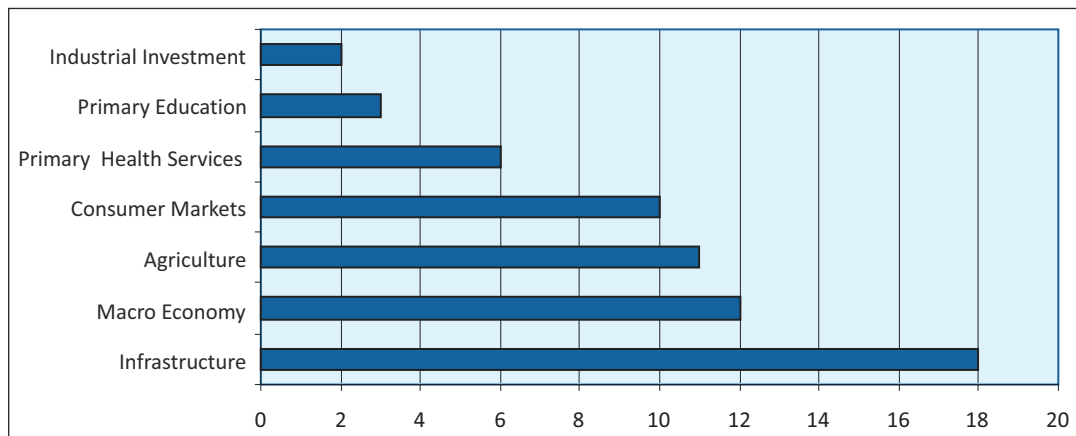
#### Composite Ranking of the state



Source: PHD Research Bureau, Compiled from India Today, 29th Nov 2010, an article by Bibek Debroy and Laveesh Bhandari  
Note: Only big states have been taken up with area over 35000 sq. km. and with population over five million.

The state has been ranked 2nd in industrial investments, 3rd in primary education, 6th in Primary Health Services, 10th in the consumer markets, 11th in agriculture, 12th in macro economy and 18th in Infrastructure.

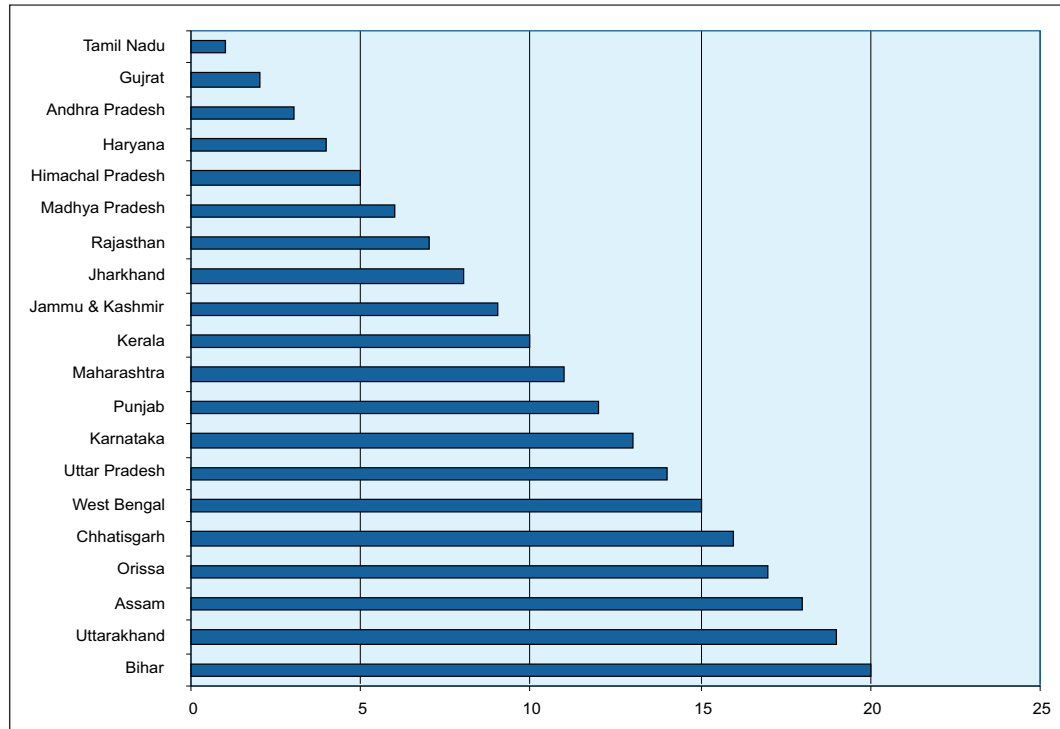
#### Socio-economic ranking of the state



Source: PHD Research Bureau, Compiled from India Today, 29 November 2010, an article by Bibek Debroy and Laveesh Bhandari. Chart depicting area with highest rank to the lowest rank

The state has been ranked 20th in terms of size, 19th in overall economic freedom, 14th in legal system and 15th in labour regulations.

### Comparison of Uttarakhand with other states in Overall Economic Freedom (2009)



Source: PHD Research Bureau, Compiled from Economic Freedom of the States of India 2011, by Laveesh Bhandari, Bibek Debroy and Swaminathan Aiyar.

### Competitiveness ranking of the state

Among the 14 smaller states of India<sup>1</sup>, Uttarakhand ranks 5th in the overall competitiveness ranking of the states. Uttarakhand has been ranked 3rd in terms of its economic strength and 7th in infrastructure. Uttarakhand has been ranked 9th in terms of its business efficiency, governance quality & human resource.

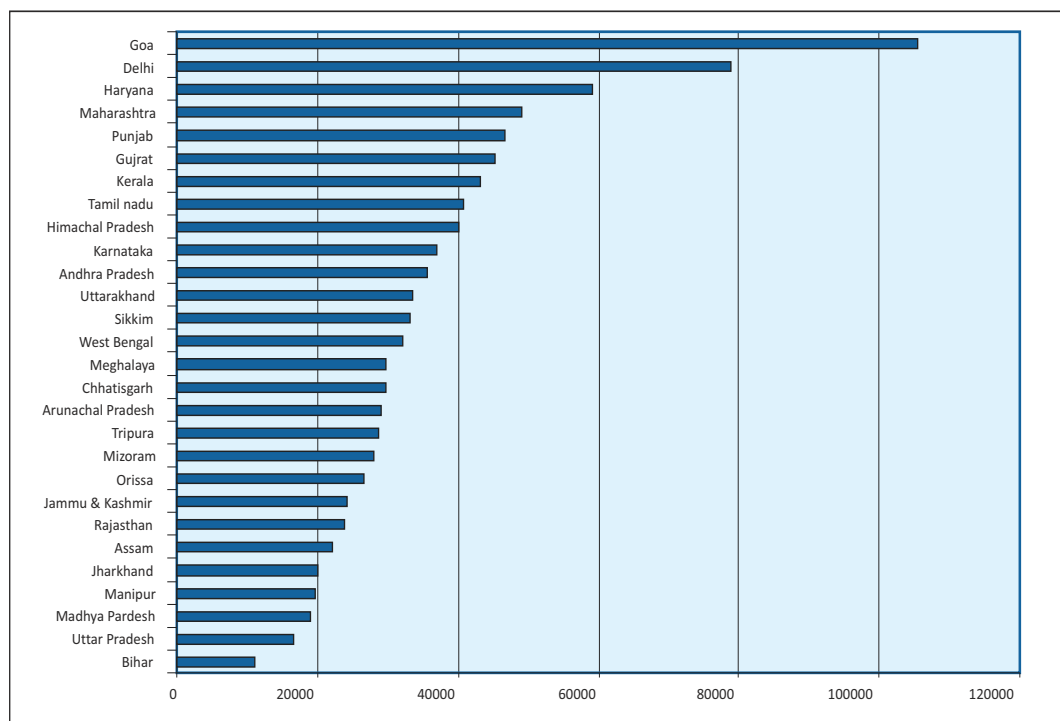
### Per-capita income

Per capita income of Uttarakhand is Rs42031 (FY2010) which is slightly lower than national average of Rs44,345 (FY2010). According to the latest<sup>2</sup> comparable data (FY2008), Uttarakhand is ranked at the 12th position in terms of per capita income among all the Indian states.

<sup>1</sup> Compiled from State competitiveness report 2004 by National Productivity Council.

<sup>2</sup> Latest Comparable data of states available for 2008, Economic Survey of Govt. of India 2010-11

**Pattern of per-capita income of the Indian states (FY 2008)**



Source: PHD Research Bureau, compiled from economic survey of India 2010-11.

**Fiscal Deficit**

Gross fiscal deficit of Uttarakhand as percentage of GSDP has declined to 3.3% during FY 2011 as compared to the 8.3% in FY2010. Primary deficit as percentage of GSDP has declined from 5.1% to 0.3% during the same period.

The revenue deficit has also declined from 2.4% in FY2010 to -0.3% of GSDP during 2011. Primary Revenue Balance has declined to -3.2% from -0.8% of GSDP during the same period.

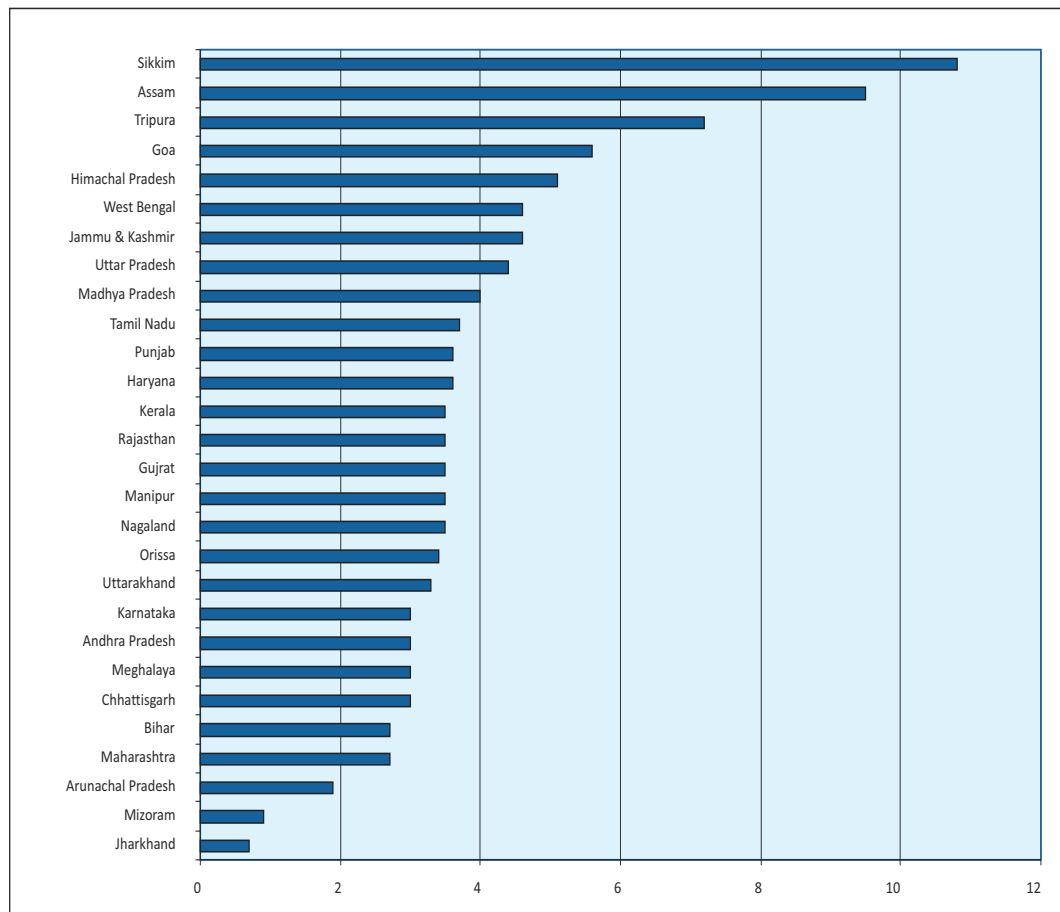
Fiscal Indicators	(% of GSDP)			
	FY2005- 08 (Average)	FY2009	FY2010(RE)	FY2011(BE)
GFD/GSDP	4.9	4.6	8.3	3.3
RD/GSDP	-1.4	-0.6	2.4	-0.3
PD/GSDP	1.9	1.6	5.1	0.3
PRB/GSDP	-4.5	-3.5	-0.8	-3.2

Source: PHD Research Bureau, Compiled from RBI.  
RD: Revenue Deficit, GFD: Gross Fiscal Deficit, PD: Primary Deficit, PRB: Primary Revenue Balance.  
BE: Budgeted Estimates, RE: Revised Estimates, (-) sign refers to surplus.

## Comparison of fiscal position with other states

Gross fiscal deficit of Uttarakhand is lower as compared to states like Punjab, Haryana and Gujrat and higher than newly formed states Chhattisgarh and Jharkhand.

**Comparison of Gross Fiscal Deficit as a % of GDP (FY2011)**



Source: PHD Research Bureau, compiled from RBI.

## Industrial Investments

Uttarakhand is the fastest mover state\* in the conducive investment environment. It has attracted industrial investment proposals of more than Rs31000 crore in the last four years. The state has been able to develop three Integrated Industrial Estates at Haridwar, Pantnagar and Sitarganj, one Pharma city at Salequi and an IT park at Dehradun in a short span of ten years.

\* According to an article by Bibek Debroy and Laveesh Bhandari, India Today, 29th Nov 2010, Uttarakhand moved from 7th rank in 2009 to 2nd rank in 2010 in conducive investment environment.

### Investment opportunities in Uttarakhand

Agro based industry & food processing	Conducive state policy and availability of large number of seasonal fruits make Uttarakhand one of the best locations to set up Agro & food processing industry. Four Agri export zones have been developed in the state.
Information Technology	State government is highly focused on developing IT Infrastructure in state and with IT park coming up in Dehradun, it provides ample investment opportunities in the IT industry.
Floriculture and Horticulture	Uttarakhand spans across almost all the different agro-geo climatic zones making it particularly conducive for growing a wide range of fruits and flowers commercially. Floriculture and horticulture are emerging as ideal areas of investment and are being developed in a big way in Uttarakhand.
Pharmaceuticals and Biotechnology	Uttarakhand has one of the country's largest Pharma city located at Salequi. State government has a vision that biotechnology is poised to make significant contributions in agriculture, human and animal health care, environment management and process industries. A biotechnology park is being developed near Pantnagar to integrate resources and to provide a focused institutional set up for accelerated commercial growth of biotechnology and bio-Informatics in Uttarakhand.
Power Tariffs	The Average rate of electricity for domestic <sup>3</sup> consumers stands at 218.75 Paise/kwh which is lower than most other states in India. The rate for Industrial <sup>4</sup> consumer stands at 390.48 Paise/kwh, which is also a relatively low rate in comparison with other states of India.
Hydropower	Uttarakhand has huge potential for generating hydropower; nearly 15000 MW of hydropower can be generated in the state. The government has identified 47 small hydro sites (upto 25 MW) for allotment to the private sector, 17 major hydro sites (25-100 MW) have also been taken up for development.
Tourism	Tourism industry has been accorded the status of a thrust sector in the state; several areas of Uttarakhand are already established as centres of pilgrimage tourism. Huge investment potential exists in the tourism sector including development of facilities for providing spiritual lessons, reiki, and other rejuvenating courses. Eco- tourism hotels, spa, resorts, amusement parks and ropeways along with adventure tourism are also in the focus. State government has come up with many schemes to promote investment in the state including rebate in the taxes for new tourism units and tax holiday for five years for new amusement parks and ropeways.

Source: PHD Research Bureau, Compiled from various policy papers of the Government. of Uttarakhand.

<sup>3</sup> 4 KW (400 KWh/month)

<sup>4</sup> 1000 KW 60% L.F.(438000 KWh/Month)



Uttarakhand provides excellent investment opportunities in various sectors of the economy. Conducive government policies and favourable climate conditions adds to the attraction for industrial investments. Proximity of Uttarakhand to national capital is also an added advantage. Uttarakhand has attracted more than Rs.31000 crore as industrial investment proposals in the last four years.

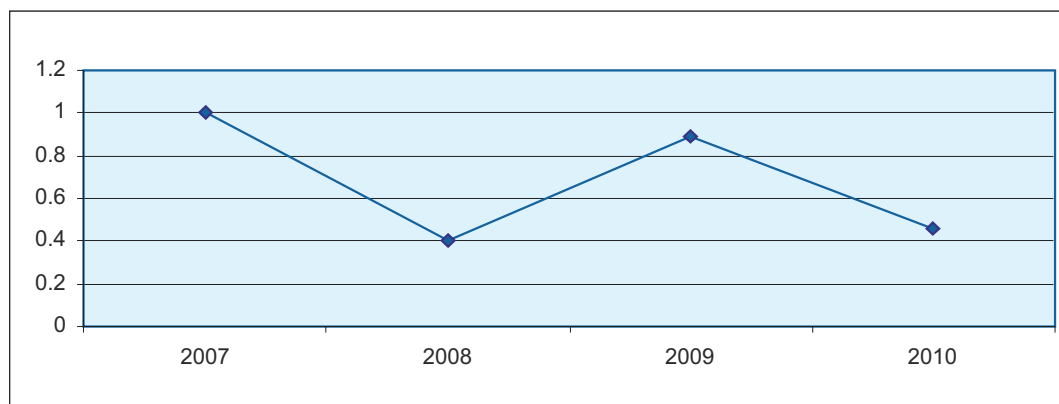
#### Industrial Investments proposals in Uttarakhand vis-à-vis India (Rs Crore)

Year	Uttarakhand	India	Share of Uttarakhand In India
2007	8367	834249	1.00
2008	6115	1523852	0.40
2009	9293	1040259	0.89
2010	7997	1736322	0.46

Source: PHD Research Bureau, Compiled from Department of Industrial Policy and Promotion, Govt. of India

However the Industrial investments in Uttarakhand vis-à-vis India has shown volatile trend. Industrial investment proposals were 1% of the India's total industrial investment proposals during FY2007, 0.40% in FY2008, 0.89% in FY2009 and 0.46% in FY2010.

#### Trend in attracting industrial investments proposals (as % of India's total industrial investments)



Source: PHD Research Bureau, Compiled from Department of Industrial Policy and Promotion, Govt. of India

#### Small Scale Industries

Favourable government policies and availability of natural resources in the state have led to a good growth in the number of SSI Units in the state. Number of SSIs has grown by around 29% in Uttarakhand, whereas the same for India grew by 22% between FY2002 and FY2007.

### Number of SSI Units in Uttarakhand vis-à-vis India

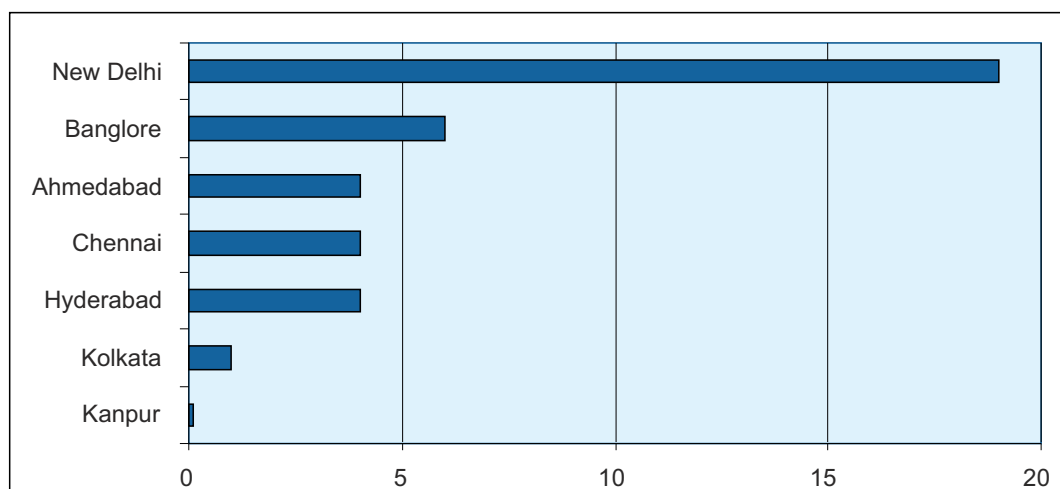
Year	Uttarakhand	India
2001-02	106484	10521190
2006-07	137618	12843774

Source: PHD Research Bureau, compiled from Development Strategy for the Hill Districts of Uttarakhand Indian Council for Research on International Economic Relations (July 2008)

### FDI inflows

The FDI\* inflows (Kanpur Region)<sup>5</sup> have increased on year on year basis during the recent years. However, the region gets only around 0.1% of the total FDI inflows in India.

### Regional (Kanpur) share of FDI\* in India's total FDI inflows



Source: PHD Research Bureau, Compiled from Department of Industrial Policy and promotion, Govt. of India

FDI inflows in Kanpur region increased from US\$48mn in 2009-10 to US\$112 in FY2011. The Cumulative inflows during the last ten years (FY2001-FY2010) have been estimated around US\$177 million.

### Pattern in attracting FDI (equity) inflows: Kanpur Region

Year	FDI inflows (US\$mn)
FY2009-10	48
FY2010-11	112
Cumulative Inflows from(FY01 to FY11)	177

Source: PHD Research Bureau, Compiled from Department of Industrial Policy and Promotion, Govt. of India.

<sup>5</sup> Pertains to Uttarakhand and Uttar Pradesh

\* Refers to FDI equity inflow

## Exports

Uttarakhand government is highly focussed on the exports of fruits and processed fruit products. To promote the agri exports from the state, four Agri Exports Zones (AEZs) have been developed. The state is one of the largest producers of seasonal fruits like Litchi, Apple, Plum, Peach, etc and premium quality basmati rice

## 2. Economic policy of Uttarakhand

Uttarakhand has developed itself as an industrial hub of north India. The state has successfully developed three Integrated Industrial Estates (IIEs) at Haridwar, Pantnagar and Sitarganj. A Pharma city at Selequi, an IT Park at Sahastradhara in Dehradun and a growth centre at Siggadi in Kotdwar has also been developed. The contribution of industry sector in the GSDP has gone up from 22% during FY2000-01 to 34% during FY2008-09.

## Industry

The Industrial policy of the state was announced in 2003. The policy focuses on the sectors where Uttarakhand has inherent advantage like Agro and Food Processing, Floriculture, Handloom, Hydropower, Khadi and Village Industries and Tourism. Subsequent to this, Integrated Industrial Development Policy was launched in February 2008. This policy aimed to accelerate industrial development in the industrially backward and remote hill districts of Uttarakhand. The policy focuses to develop industrial infrastructure, to encourage entrepreneurial development through market encouragement and to provide financial support to entrepreneurs.

In order to promote Industrial development in the State, State Infrastructure & Industrial Development Corporation of Uttarakhand Ltd (SIDCUL) was incorporated. SIDCUL provides financial assistance in the form of debt, equity and venture capital to facilitate the development of infrastructure in the state. It also provides assistance to private initiative in Industry and Infrastructure. SIDCUL facilitates implementation and management of projects.

Major financial incentives provided by the state government are as follows

- 100 % income tax exemption for first five years and 30% for next five years for the companies and 25% for others.
- 100% central excise exemption for ten years on items other than those mentioned in the negative list in the concessional industrial package announced by the Central Government.
- Exemption from entry tax on Plant & Machinery for setting up industry or undertaking substantial expansion and modernization.
- Capital investment subsidy @ 15%, subject to a maximum of Rs. 30 Lakhs.

The economic agenda of Uttarakhand focuses on tourism, higher education, IT & ITES, food processing and biotech industry.

**The key strategic thrust areas**

Agriculture and food processing	State government provides assistance in establishing SME units for agro parks and food parks. Incentive from MoFPI for setting up units in Uttarakhand.
Biotechnology	Biotechnology parks are to be developed to integrate resources and to provide a focused institutional setup for accelerated commercial growth of biotechnology and bioinformatics.
Higher Education	122 Institutes for higher education, including 1 central, 6 state, 5 private and 4 deemed universities and one IIT at Rurkee.
IT and ITES	The vision of the State government of Uttarakhand is to promote the development of Information Technology industry in the State. It plans to develop a state-of-the-art Information Technology Park in more than 60 acres at Sahastradhara road, Dehradun.
Manufacturing and hydroelectricity	Strong focus on automobile industry proven by the presence of big players like Tata, Ashok leyland, Mahindra etc. Uttarakhand is being developed as an 'energy state' to tap its huge hydro-electric power (HEP) potential of over 15,000 MW.
Tourism	Focus on religious tourism, wildlife tourism, eco tourism and adventure tourism

*Source: PHD Research Bureau, Compiled from various policy papers of the Government. of Uttarakhand.*

Uttarakhand is poised for very high growth in the coming years. The state has been able to pull huge investments in the recent years due to favourable government policies. To promote Uttarakhand as an attractive destination for industrial investments, the state policy aims to promote public private partnership to boost infrastructure and industrial development.

- **Improving Business Climate** - focus on attracting investments in the state to develop industries.
- **Developing High Quality Infrastructure** - Establishment of Integrated Infrastructure Development Centres (IIDC) and special economic and commodity zones and parks through PPP.
- **Enhancing Skill Levels and Employability** - Focus on primary, secondary and higher education along with vocational and technical education.
- **Encouraging MSME** - The state strongly focuses on the development of SSI, khadi and village industry along with handicrafts and handloom sectors.

- **Promotion of Thrust Areas** - Special emphasis for promotion of trust areas like infrastructure development, IT & ITES, higher education, agro and food processing industry and tourism.

## Agriculture

Agriculture is one of the most significant sectors of the economy of Uttarakhand and Agro food processing is one of the most important industries of the state. To boost the agro food processing industries agri exports zones have been setup in the state for leechi, horticulture, herbs, medicinal plants and basmati rice. Fruits like apple, orange, pear, peach and plum are grown widely in the state giving immense opportunities for food processing industry.

### Summary of agro statistics

Sr. No	Components	Growth/ratio/ production
1	Agriculture GSDP at Current prices (FY2009)	Rs6228 Crore
2	Growth of Agriculture & Allied GSDP ( Avg. from FY2001 to FY 2009)	1.98%
3	Agricultural sector's contribution in GSDP (FY 2009)	15.50%
4	Food Grain production (FY2010)	1780 (Thousand Tonnes)
5	State's contribution to national food grain production (FY2010)	0.81%
6	State's rank in national food grains production (FY2010)	17
7	Yield --total food grains (FY2010)	1781 (Thousand Tonnes)
8	Gross area irrigated (FY2009)	569769 (Hectare)
9	Area under wells and tube well irrigation (Hectare) FY2009	213780 (Hectare)
10	Population dependent on agriculture	3/4
11	Rice Production (FY2010)	610 (Thousand Tonnes)
12	Wheat Production (FY2010)	831 (Thousand Tonnes)
13	Coarse Cereals (FY2010)	297 (Thousand Tonnes)
14	Pulses (FY2010)	42 (Thousand Tonnes)
15	Oil Seeds (FY2010)	29 (Thousand Tonnes)
16	Sugarcane (FY2010)	5058 (Thousand Tonnes)
17	Rank in Sugarcane production (FY2010)	8

Source: PHD Research Bureau, Compiled from RBI & Ministry of Agriculture, Directorate of Economics and Statistics, Uttarakhand, Ministry of Agriculture

Sugarcane, rice and wheat are cultivated largely in Uttarakhand. Since almost 90% of the terrain of Uttarakhand is hilly, yield per hectare is not very high. There is a disparity between the gross cropped area between hills and plains. Hills comprises only 14% whereas the plains comprise of 86% of the gross cropped area.

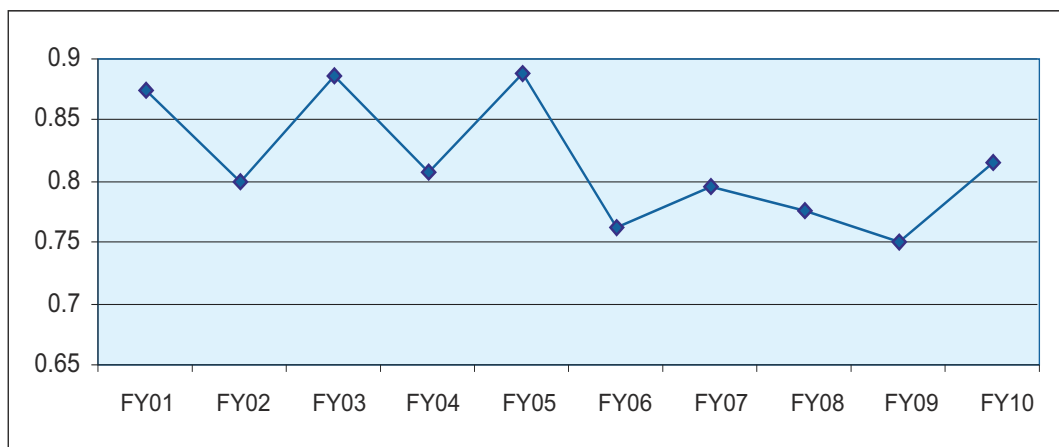
**Foodgrain production in Uttarkhand vis-à-vis India (Million Tonnes)**

Year	Uttarakhand	India	Share of Uttarakhand in India
FY 2001	1.72	196.81	0.88
FY 2002	1.7	212.85	0.79
FY 2003	1.55	174.78	0.88
FY 2004	1.72	213.19	0.8
FY 2005	1.76	198.36	0.88
FY 2006	1.59	208.59	0.76
FY 2007	1.73	217.28	0.79
FY 2008	1.79	230.78	0.77
FY 2009	1.76	234.47	0.75
FY 2010	1.78	218.2	0.81

Source: PHD Research Bureau, compiled from RBI, Ministry of Agriculture

Uttarakhand's food grain production has not shown any significant growth in the last ten years. During FY2001, food grain production of Uttarakhand was 1.72 million tonnes, has remained in the same trajectory during last ten years (1.78 million tonnes in 2010).

**Share of Uttarakhand's food grain production in India's food grain production (% Share)**



Source: PHD Research Bureau, compiled from RBI, Ministry of Agriculture

Sugarcane is the major crop of Uttarakhand. However, sugarcane production has gone down during last decade from 7.34 million in FY2001 to 5.05 million tonne in FY2010. During last decade, Sugarcane recorded high production during FY2008 at 7.68 million tonnes.

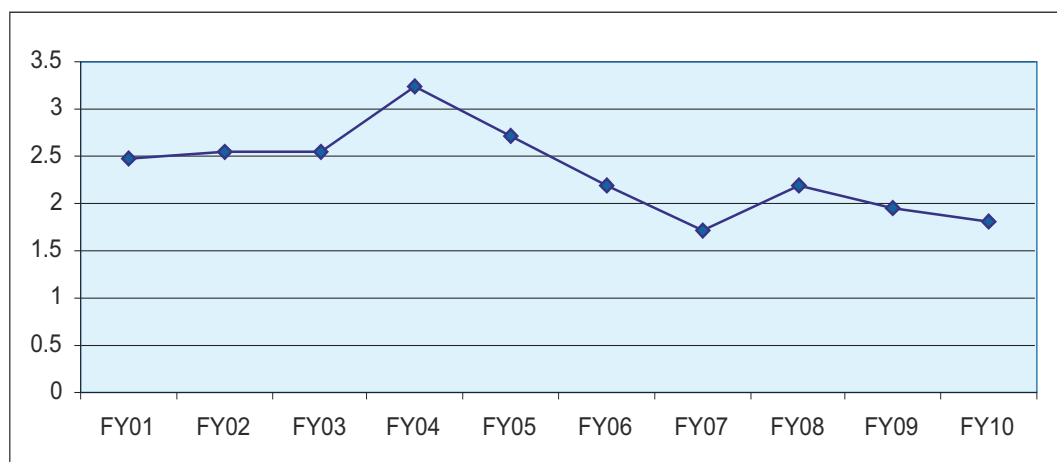
**Sugarcane production in Uttarakhand vis-à-vis India (Million Tonnes)**

Year	Uttarakhand	India	Share of Uttarakhand in India
FY 2001	7.34	295.96	2.48
FY 2002	7.55	297.21	2.54
FY 2003	7.33	287.38	2.55
FY 2004	7.61	233.86	3.25
FY 2005	6.44	237.09	2.71
FY 2006	6.13	281.17	2.18
FY 2007	6.1	355.52	1.71
FY 2008	7.68	348.19	2.2
FY 2009	5.59	285.03	1.96
FY 2010	5.05	277.75	1.81

Source: PHD Research Bureau, compiled from RBI, Ministry of Agriculture

The share of Uttarakhand in the total sugarcane production of India has also gone down in recent years. It was 2.48% in FY2001 and 1.81% in FY2010.

**Share of Uttarakhand's Sugarcane production in India's sugarcane production**



Source: PHD Research Bureau, compiled from RBI, Ministry of Agriculture

## Agro business policy

Agro business policy of Uttarakhand coupled with the policies of central government makes it one of the most preferred locations in the country for setting up agro and food processing industry. Uttarakhand has a natural advantage over the other states as very large numbers of fruits are grown in this region.

The government of Uttarakhand provides assistance in establishing small and medium size units in agro parks and food parks. Many Agri Exports Zones (AEZs) have been declared under the AEZ scheme of the Government of India. Since Uttarakhand comes under the category of difficult areas of Ministry of Food Processing Industry (MoFPI), units being set up in Uttarakhand are eligible for higher incentives under various schemes as well.

## Services

During the last decade, the share of services has been stable in Uttarakhand. The contribution of services sector in the GSDP of Uttarakhand was around 50% during FY2001-09. The services sector of Uttarakhand mainly includes tourism, information technology, higher education and banking.

**IT and ITE Services** - Uttarakhand has all the pre-requisites for developing as a preferred destination for IT & ITES along with hardware production units. IT and ITES have been accorded industry status by the state government of Uttarakhand.

Land use and conversion charges are being rationalized for the promotion of IT in the state. A state of the art IT Park is being established in Dehradun. Along with stamp duty concession, various exemptions are given to IT industry established in the IT parks and Industrial estates. The state government has announced free bandwidth upto 2mbps to all IT software companies/ IT enabled services based companies, call centres, BPOs, etc for 1 year.

**Banking** - Banks have become the spine for the development of the economy on all parameters in any state. Like wise banks play a pivotal role in the development of the economy of Uttarakhand. Banks are not only important for the industrial development but they are equally helpful in social development activities.

There are more than 1300 branches of different categories of banks (in Uttarakhand) with more than 800 branches of nationalized banks. Regional rural banks and co-operative banks have very strong network to facilitate developmental activities of the state.

Regional rural banks and co-operative banks in Uttarakhand contribute more than 30% of the total number of branches of banks in Uttarakhand.



### Banking scenario in Uttarakhand FY2010

Banks in Uttarakhand	No. of branches in Uttarakhand
Nationalised Banks	885
Regional Rural Banks	184
Private Sector Banks	112
Dist. Co-operative Banks	10
Branches of Co- operative Banks	203
Co- operative Agriculture and Rural Development Bank	20

Source: PHD Research Bureau, Compiled from directorate of economics and statistics, Uttarakhand.

The CD Ratio of the banks has been estimated around 52% for the FY2010 with deposits in the banks at more than Rs.39000 crores where as advances were more than Rs.20000 crores. Loan disbursement to priority sectors which includes agriculture & allied services and SSI is around 25% of the total advances. Agriculture & allied activities and SSI accounts for 11% and 14% respectively in total advances. The share of loans given to weaker sections of society is more than 11% of the total advances.

### Uttarakhand's total credit and deposits FY2010

Category	Value Rs. crore
Deposits	39128
Advances	20530
C.D. Ratio	52%
Loan Disbursements to priority sector	5114
(i) Agri and allied services	2293
(ii) Small Scale Industries and Others	2821
Advances to weaker section	2389

Source: PHD Research Bureau, compiled from Directorate of Economics and Statistics, Uttarakhand.

**Tourism** – Uttarakhand is a very well known tourist destination for both domestic and international tourists. The state has enormous resources for cultural, pilgrimage, adventure, wildlife, and leisure tourism. The state is the first in the country to have created a tourism development board by legislation. The state was awarded the prestigious National Tourism Award by the Government of India in 2003 in the category of “Best practices by the state government”. The state in nutshell has a potential for tourism related services and scope to develop niche markets.

### 3. Infrastructure

Infrastructure is a vital sector for the development of the industry and economy. Government of Uttarakhand is working towards the development of infrastructure to promote industry, commerce and trade in the state.

**Roads** - Roads are the major mode of transportation service available in Uttarakhand. During the last decade, not only the length but quality of roads have also improved. However there are still many areas which need to be worked upon, especially in rural and hilly regions. The length of pucca roads is merely 318 kms/000 sq Km in hilly area, as against 800kms/000 sq Km in the plains. Recently in the state budget of 2011-12, Rs1374 crore has been allocated for the development of the roads.

#### Road infrastructure

Category of road	Length in Kms
National Highway	1375
State Highway	1576
Major district roads	568
Other district roads	6827
Rural roads	12375
Light vehicles road	1100
Total	23774

*Source: PHD Research Bureau, Compiled from Directorate of Economics and Statistics Uttarakhand Data pertains to 2009-10.*

**Railways** - Uttarakhand is a hilly state and around 90% terrain is hilly. Therefore the railway services are very limited in the state and are largely confined to the plains. Total length of railways in the state was 345 Kms in the year 2006-07. Recently, Uttarakhand is focussing on expanding the share of railway services in cargo transport and passenger transport.

**Aviation** - The civil aviation infrastructural activities are being strengthened slowly. The state has two domestic airports: one at Jolly Grant in district Dehradun and another at Pant Nagar in the district UdhamSingh Nagar. Up-gradation work is underway at the Jolly Grant airport to facilitate international flights. State Government is also maintaining and upkeeping the Naini- Saini (Pithoragarh), Guacher (Chamoli) and Chinyalisaur (Uttarkashi) Airstrips. The Government has allocated US\$230,000 (Rs.10580000\*) for the construction of at least one helipad per district because of the hilly terrain.

**Electricity** - Electricity is one of the most important infrastructure ingredients for the development of an economy. The state has a large number of rivers and water sources. Uttarakhand is strong in

<sup>6</sup> A research report by Mr. Sabyasachi Kar, IEG India.

\* Assuming US\$1 = Rs.46

hydroelectricity generation. Availability of power is in abundance, and there are no restrictions on usage of power by the industries during the peak load hours as well.

The capacity owned by the state utilities comprise of about 91.9% of hydropower plants and rest is generated from other sources. Uttarakhand is being developed as an 'energy state' to tap its huge hydro electric power potential of over 15,000 MW. Uttarakhand is also promoting other sources of power such as bio gas and solar energy. For the energy generation Rs526.56 crore has been allocated by the state government in the budget for 2011-12.

It is mainly in the four districts of the plains where electricity consumption has been maximum. The electricity consumption in the hill districts of Uttarakhand is only 1.5% of the total consumption (FY 2007).

#### Power generation and consumption pattern in Uttarakhand

Category	Unit	Value
Total installed power generation capacity	MW	1306
Electricity generated (Gross)	MU	4126
Electricity consumption		
Domestic	(M.U.Watts)	1387
Commercial	(M.U.Watts)	865
Industrial	(M.U.Watts)	3399
Agriculture	(M.U.Watts)	298

Source: PHD Research Bureau, Compiled from Directorate of Economics and Statistics Uttarakhand. Figures pertain to FY2009-10

**Urban Infrastructure** - Urban infrastructure services (including water supply, sanitation, drainage, solid waste management) are lacking in the urban centres of Uttarakhand. Only a few towns have sewerage treatment facilities.

There is a focussed effort to ensure good quality drinking water. The state government is promoting traditional methods of water harvesting and has allocated Rs. 521.97 crore in the budget 2011-12 for availability of clean drinking water.

Various state housing projects, including the 275 acre project in Haridwar have been taken up under different urban infrastructure projects. Projects costing US\$62.6 million have been sanctioned for Dehradun, Nainital and Haridwar, under the Jawahar Lal Nehru Urban Renewable Mission (JNNURM).

**Telecom** - Uttarakhand is a part of telecom circle UP- west. According to TRAI, the total wireless subscriber base of UP west was 3.98 crore in the month of Nov2010. UP west contributes around 5.5% in total wireless subscribers in India and around 2.5% in wire line connectivity in India.

### Subscriber base

Name of the Region	Wireless subscriber	Wire line subscriber
Uttarakhand*	39899952	856422
India	729569763	35188471
Share of Uttarakhand* in India	5.46 %	2.43 %

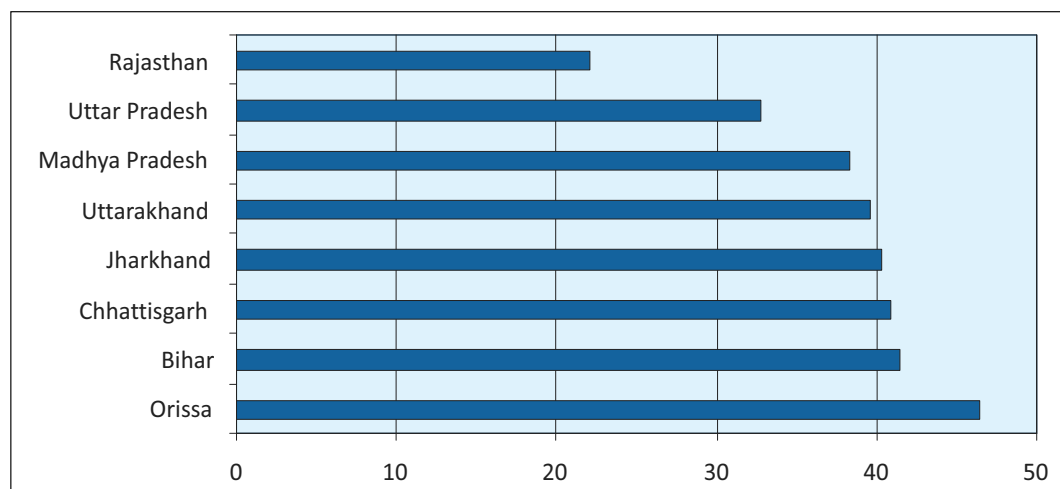
Source: PHD Research Bureau, compiled from TRAI as on 10th Nov 2010.

\* Also includes Telecom circle UP West.

## 4. Social infrastructure

**Poverty** - Although Uttarakhand is one of the fastest growing states of India but poverty is still a major bottle neck in the development of the state. Poverty level in the state is 39.6% which is quite high as compared to the national average of 27.5%.

### Population Below Poverty Line (BPL): Uttarakhand amongst other EAG states FY2004-05 (% of total population)



Source: PHD Research Bureau, Compiled from Annual Report to People on Health, September 2010. Data pertains to 2004-05

Note: Empowered Action Group (EAG) Scheme has been launched by Ministry of Health and Family Welfare and it covers the above eight states.

Share of rural population is very large in the state's BPL (Below Poverty Line) population. According to BPL survey 2002-03, there are 6.24 lakh rural BPL families in Uttarakhand, which is 47% of the total rural families in the state. The state government has initiated many schemes to improve the employment and income level in the rural areas.

**Unemployment** - The state government has generated good employment opportunities in the state. The unemployment rate in Uttarakhand was 4.9% (2009-10) which is better than the national average of 9.4%.

It is ranked 4th in terms of unemployment at the all India level. To generate employment, the government has opened 24 employment exchanges in the state. The total number of unemployed persons registered in the live register, as on 31 March 2010, in Uttarakhand were 484972.

**Education & Literacy** - Education contributes directly to the human resource development and quality of life. The State Government is progressing towards provision of education to all. Dehradun, the state capital is an important centre of education in North India. There are 106 graduate and post graduate colleges in Uttarakhand. It is home to 1 central university, 6 state universities, 5 private universities and 4 deemed universities. The state ranks number 3 in primary education<sup>7</sup>.

Uttarakhand has some of the best boarding schools in the country, especially in the areas around Mussorie, Dehradun and Naintaal. Basic education is largely covered under Sarv Siksha Abhiyan. Rajiv Gandhi Navodya Vidyalyas are sanctioned in 8 districts to provide quality education and residential facilities to rural population.

#### Educational Infrastructure- FY2009-10

Type of Institution	Number
<b>Basic/ Secondary Education</b>	
Schools/ Colleges	22379
Number of Students	2381594
<b>Higher Education</b>	
Higher education institutes	122
Degree/ PG Colleges	106
Central Universities	1
State universities	6
Deemed Universities	4
Private Universities	5
Number of Students	163996
<b>Vocational and Technical Education</b>	
Industrial Training Institutes	106
Polytechnics	37
Distt.Instt. Of Educ. Training	13

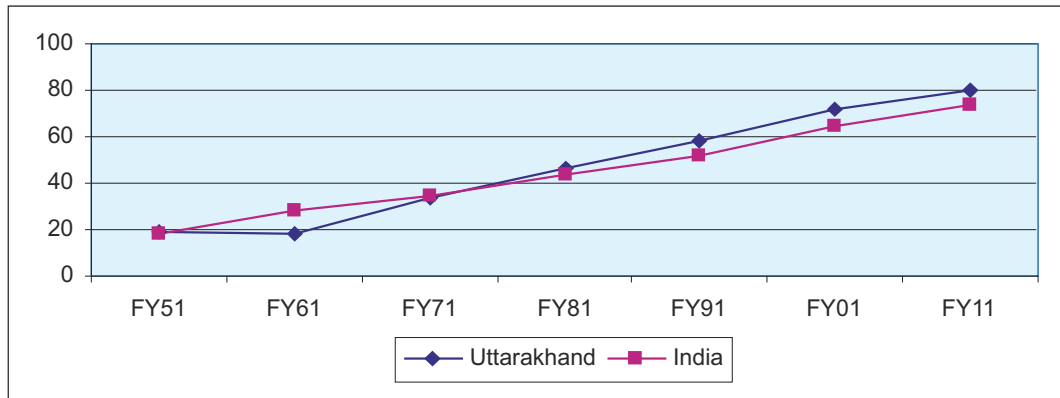
Source: PHD Research Bureau, compiled from Directorate of Economics and Statistics Uttarakhand.

According to the 2011 census, literacy rate in the state stands at 79.60%. In order to achieve 95% literacy target, a threefold strategy of 100% enrolment, 100% retention and Continuous Education Programme is being adopted by the state government

<sup>7</sup> Source, article by Laveesh Bandari and Bibek Debroy in India today dated 10th November.

Uttarakhand : The State Profile

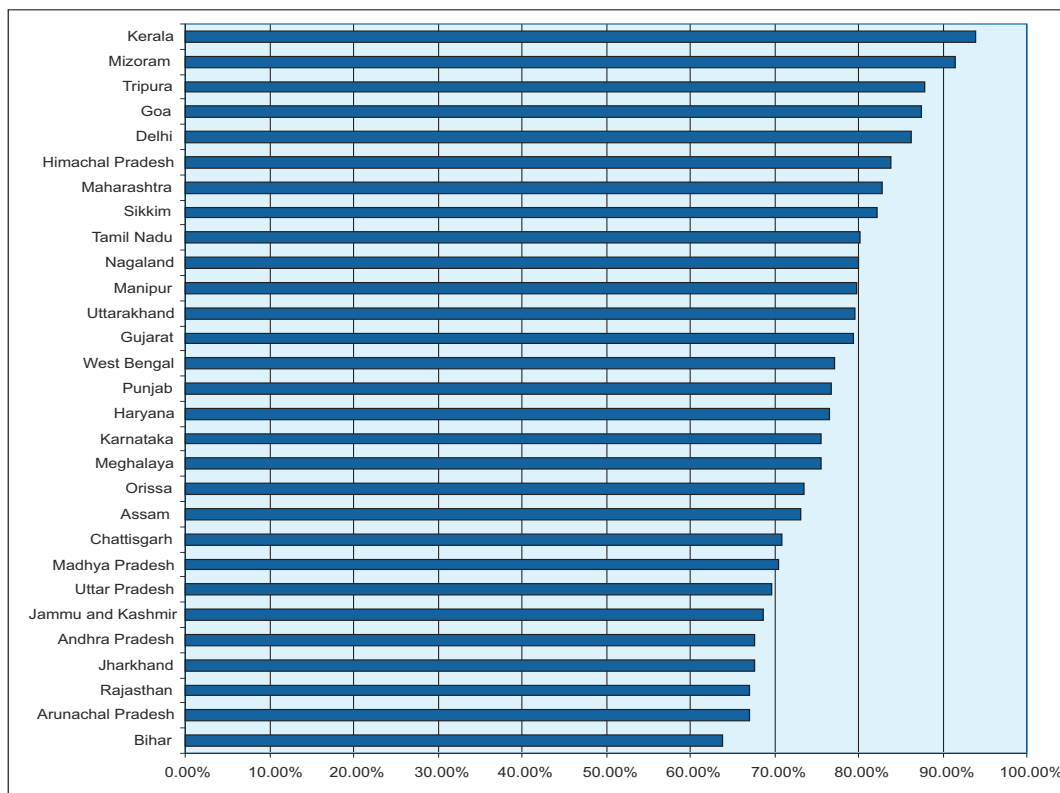
**Trend of literacy rate: Uttarakhand vis-à-vis India**



Source: PHD Research Bureau, Compiled from Economic Survey of India 2010-11

Uttarakhand has done well on this parameter as literacy rate of Uttarakhand has been higher than India's literacy rate since 1971. In 2011, the literacy rate of Uttarakhand, which is around 80%, is also higher than the national average which is hovering around 74%.

**Trend in literacy in comparison with other states**



Source: PHD Research Bureau, Compiled from Economic Survey 2010-11

**Health** - The Health infrastructure in the state comprises of 12 district level hospitals, 250 Primary Health Centres (PHC) and 322 state allopathic hospitals. There are 8075 beds in the government hospitals of Uttarakhand. Availability of natural herbs and medicinal plants in Uttarakhand boosted the 540 Ayurvedic and 5 Unani hospitals in the state.

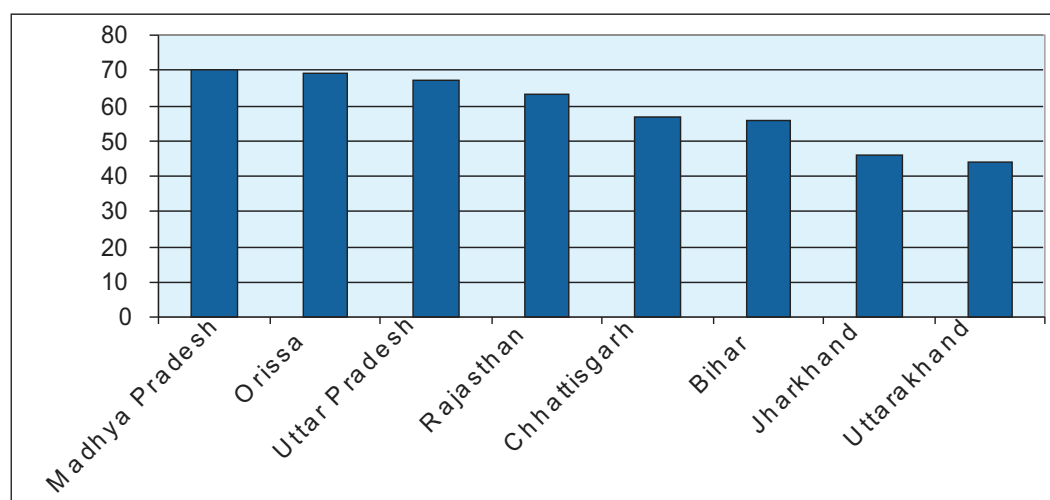
#### Summary of Health Indicators

Infant Mortality Rate *	41 per 1000 live births
Total Fertility Rate (2008)	3.3 children born per woman
Per Capita Health Expenditure NHA-04-05	Rs 818
District Level Hospitals*	12
Primary Health Centres (PHC)*	250
State Allopathic Hospitals*	322
Beds in Govt. Hospitals*	8075
Ayurvedic Hospitals*	540
Unani Hospitals*	5
Homeopathic Hospitals/Dispensary*	107

Source: PHD Research Bureau, Compiled from Annual Report to People on Health, September 2010 and Directorate of Economics and Statistics Uttarakhand, \*data pertains to 2009-10.

There is a strong need to improve the per capita expenditure on health in Uttarakhand, which is almost 2/3<sup>rd</sup> of the national average. However, the infant mortality rate of Uttarakhand is better as compared to the national average. Among the high focus EAG states, Uttarakhand has the lowest IMR.

#### Uttarakhand vis-à-vis other EAG states in IMR



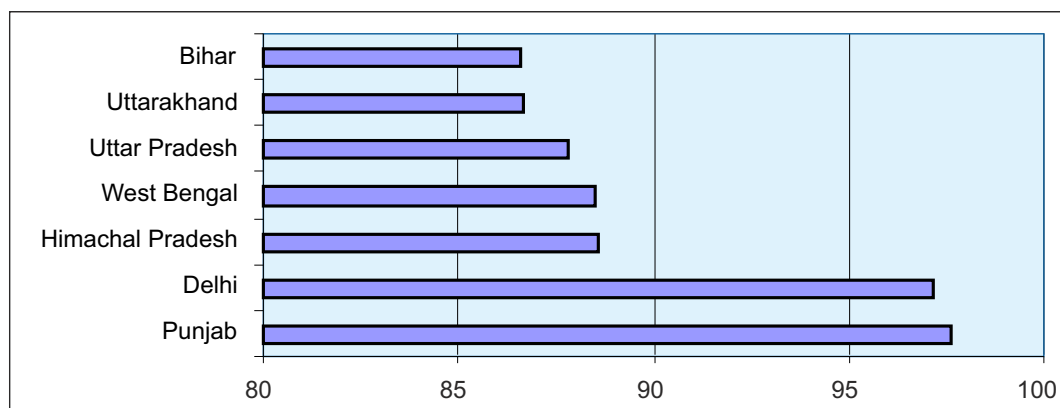
Source: PHD Research Bureau, Compiled from Annual Report to people on Health, September 2010.

Note: Empowered Action Group Scheme has been launched by Ministry of Health and Family Welfare and covers the above eight states.

## Availability of Safe drinking water

Uttarakhand is blessed with rich sources of water. Rivers like Ganga and Yamuna originate and flow through Uttarakhand. As per the census 2001, the state is ranked 6th in availability of safe drinking water.

### Availability of Safe drinking water to households



Source: PHD Research Bureau, Compiled from Economic Survey 2010-11

## 5. Performance in the six thrust areas focused by PHD Chamber

The Six thrust areas of PHD Chamber of commerce and Industry are industrial policy, Infrastructure, Education and Skill Development, Health, Housing, Agriculture and Agribusiness. Uttarakhand is one of the fastest growing states of India and has done well in the areas focused by the PHD Chamber.

### Performance in six thrust areas

<b>Rural Development and Agriculture</b>	State government has proposed several schemes for employment generation to combat the challenges of rural unemployment and poverty. The government provides assistance in establishing small and medium size agro parks, food parks, etc. Four Agri Export Zones (AEZs) have been declared under the AEZ scheme of Government of India for leechi, horticulture, herbs, medicinal plants and basmati rice. State government is also providing subsidies for projects under various schemes of Agricultural and Processed Food Products Export Development Authority (APEDA), National Horticulture Board (NHB), Ministry of Food Processing Industry (MOFPI) and the Natural Medicinal Plant Board (NMPB).
<b>Education and Skill Development</b>	The literacy level of the state is higher than that of the national average. State government is progressing towards achieving 100% literacy



	<p>target. The state has achieved 99.30% net enrolment ratio. There are more than 120 degree/post degree colleges in the state and 16 universities. There are 106 industrial training institutes for vocational and technical education.</p>
<b>Health</b>	<p>Uttarakhand has done fairly well in providing health facilities; IMR of Uttarakhand is lowest among the states covered by the Empowered Action Group. The state has a good network of hospitals and health centers. State has initiated many schemes to provide health service to the rural areas.</p>
<b>Housing</b>	<p>Uttarakhand Housing Development Board is responsible for undertaking housing development projects. Various housing projects, catering to all income groups have been successfully accomplished all over the State by the Development Authority of Uttarakhand. The government has taken up many projects to meet the housing needs of the growing population.</p>
<b>Industrial Policy</b>	<p>Uttarakhand has a well diversified and stable industrial environment. Tourism, Agribusiness, Pharmaceuticals and IT &amp; ITES are the thrust industries of the state in which Uttarakhand has performed very well. The policies are highly conducive and supportive. With the development of three Integrated Industrial Estates (IIEs), Pharma city and IT park in Dehradun, Uttarakhand is the first state in the country to have created a Tourism Development Board by legislation as well. Government has allocated Rs. 90.06 crore for industrial development in the budget of 2011-12.</p>
<b>Infrastructure</b>	<p>Uttarakhand is being developed as energy state of India; the state has huge potential to generate hydroelectricity. The State has ample capacities to set up new industries and meet their demand for power.</p> <p>Being a state with hilly terrain, roads are the major mode of transportation in Uttarakhand. There is a need to improve the road network in the state especially in hilly areas. The railways network also needs to be extended. The State's connectivity through air also needs expansion as there are only two domestic airports providing connectivity mainly to Delhi.</p>

## 6. Budget Highlights 2011-12

The budget 2011-12 has been formulated to accelerate the industrial and infrastructural development in the state. The budget has largely focused on agriculture and social sectors to improve the quality of the life.

With the view to step up infrastructure, Rs.1374.47crore has been allocated for road development and Rs.521.97crore for the provision of clean drinking water in the state.

The state has provided Rs.90.06 crore for industrial development and Rs.526.56crore for energy development. To provide better irrigation facilities to improve productivity and income level of the farmers, Rs.835.88crore has been allocated for agriculture sector.

The social sectors have received Rs.7056.77crore. The allocation for education, medical facilities and social welfare has been increased by 19%, 16% and 41% respectively.

For the development of scheduled castes and tribes in the state, Rs.873.17crore has been allotted under the Scheduled Caste Sub Plan (SCSP) and Rs.227.71 for the Tribal Sub Plan (TSP).

A provision of Rs.1851.55 has been made under the gender budget to support the cause of women empowerment. Whereas, Atal Adarsh Foodgrain Scheme has also been launched for elimination of hunger, with a provision of Rs. 295 crore.

### Budget at a glance

Rs. Crore

Category	2010-11 (RE)	2011-12 (BE)
Revenue Reciepts	13340.59	14634.99
Capital Reciepts	3354.62	3705.95
Total Reciepts	16695.21	18340.94
Non Plan Expenditure	11233.11	12802.62
Plan Expenditure	5681.64	6564.29
Total Expenditure	16914.75	19366.91
Revenue Deficit	568.57	309.3
Fiscal Deficit	-2028.15	-2618.23
Primary Deficit	-500.03	-806.2

Source: PHD Research Bureau, Compiled from Budget of Uttarakhand 2011-12  
RE: Revised Estimates, BE: Budgeted Estimates

## 7. Conclusions & Recommendations

Uttarakhand is strategically located at the foothills of the Himalayan ranges and has a mountainous topography. It is a beautiful state endowed with 175 rare species of aromatic and medicinal plants.

Uttarakhand is one of the fastest growing states of India, the State's economy grew more than 9% during the last decade. The tertiary sector contributes around 49% in GSDP followed by the secondary and primary sectors at 34% and 17% respectively. Share of Industry sector in the state's economy has shown excellent growth during recent years.

GFD (Gross Fiscal Deficit) is estimated at 3.3% (FY2010-11) of GSDP. It is lower as compared to states like Punjab (3.6%), Haryana (3.6%) and Gujrat (3.5%), however, it is higher than newly formed states Chhattisgarh (3.0%) and Jharkhand (0.7%).

The economic policy of the state focuses on the development of biotech industry, food processing, higher education, IT & ITES and tourism. The State provides excellent investment environment and has attracted around Rs.31000crore of industrial investments proposals during last four years (FY2007-10).

Agriculture is one of the most important areas of the economy. The state contributes around 0.8% in the total food grain production of India. Its contribution in the national sugarcane production is around 2%. The agro-business policies of the state are very supportive in establishing small and medium size units. There are four AEZs (Agri Exports Zone) in the state.

Industrial policy of Uttarakhand provides a wide range of financial incentives to the industries. Many industrial estates have been setup in the state. Infrastructure development is a thrust area of the state government. Power is available in surplus to both domestic and industrial segments.

In the services sector, tourism, banking and information technology are the important areas. The state has the potential to be developed as the tourism hub of India. It is one of the most preferred locations in India for pilgrimage and adventure tourism. The other areas of the services sector, banking and information technology are also performing well. The banking sector has been developing at a good pace during recent years with more than 1300 branches of different banks in the state. Progress in IT & ITES is also making ground in the state.

In the Social sector developments, Uttarakhand has some of the best schools and higher education institutes of the country. The literacy rate (Census 2011) of the state at around 79% is better than the national average at 74%. Uttarakhand has a good number of hospitals and primary health centers. There are large number of unani and ayurvedic hospitals in the state. However, the per capita health expenditure (2004-05) is low at around Rs818 as compared with the national average at Rs 1201. The poverty level in the state (2004-05) at around 39% is also high as compared to the national average at around 27%.

## Recommendations

In spite of being a small state, Uttarakhand has certain key features which make it distinct from other states in India. The State grew more than 9% during the recent years and other macro economic parameters like fiscal deficit (3.3% of GSDP in FY2011) and unemployment situation (4.9% in 2010) are also in the comfortable trajectory. However, the development has predominantly been in the plain areas and the hill areas have been left behind.

The hill regions are lacking behind in terms of infrastructure, i.e., electricity, roads and irrigation facilities. The inter-regions inequality in infrastructure leads to increasing disparity in terms of income and livelihood. Thus, it is essential to adopt different approach for the development of backward hill areas.

The vast natural resources add to the state's attractiveness as an investment destination, especially for tourism, agro-processing and forest-based industries. The state has managed to get good industrial investments during the last few years. There is a lot of scope to accelerate the investment volumes, going forward. However, the state should provide investment facilitation policies such as providing single-window facilitation to investors.

More than three-fourths of Uttarakhand's total population depends on agriculture for their livelihood. The biggest challenge is the small and fragmented land holdings and poor irrigation facilities. Difficult terrain, unfavourable climatic conditions (for some crops), inadequate availability of inputs and technology, result in low agricultural yield (1781kg/hectare) as compared to Punjab, Haryana, UP, etc.

An integrated approach should be adopted to facilitate development of agriculture & food processing industry in the state. Development of farm mandis and creating linkages between producers and buyers will boost the farm output growth. Special focus on seasonal fruits like Litchi, Apple, Plum, Peach, high-value herbal, medicinal and aromatic plantation etc, will help in improving income of the farmers.

There is huge potential for tourism in this state, with demand emanating from both domestic and international tourists. The main challenge to the tourism sector in the state is lack of proper infrastructure facilities. Thus, tourist zones needs to be connected by formal and informal links in the form of roads, rails, and airports. The potential of tourism sector needs to be diversified to overcome the seasonality factor and to create employment for year-round tourism.

Transport linkages within the state and to the rest of the country are critical. Roads and connectivity with other regions, villages and states is lagging in Uttarakhand. The main problem is the maintenance of the roads due to heavy rainfall; soil erosion and even snow fall in certain regions. Railways have a very limited network which needs to be improved. Variety of transport options need to be offered to provide varying levels of service to the citizens. Keeping in view the topography of the State, high cost of road construction and environmental problems involved therein, civil aviation is a viable alternative for which organised and planned efforts are required.

Electricity consumption in the domestic sector of Uttarakhand has been quite substantial and higher than the country's average, but over the years this proportion has shifted in favour of the industrial sector. Alternative energy sources like solar energy should be encouraged; an investment in this direction can help to explore cheaper and more eco-friendly electrification.

Medical and health facilities in the backward areas of Uttarakhand are a matter of concern. There is shortage of health centres and skilled human resource in the state for providing medical care. The per capita health expenditure in the state is low as compared to the national average. Thus, special attention needs to be given to health sector of the state in general and for the hill areas in particular to minimise the uneven pattern of development. There is a need to increase the public investments in the health sector to develop health care centers in the backward areas.

Although, the level of education is quite good in the state, there is a need to develop human resources and conduct capacity building programmes to achieve higher literacy rate. It is imperative to set up more and more skill development centres and vocational training institutes to create employment opportunities, improve income level and enhance the potential for economic growth.

\*\*\*

### Some important Contacts

	Sector/Area	Key Contact
1.	Agriculture	<b>Director of Agriculture</b> , Agriculture, Paudhi, Uttranchal Camp Office-68, F-II, Basant Vihar, Dehradun +91-135-2766494
2.	Industrial Infrastructure	<b>Principal Secretary (Industrial Development)</b> , State Infrastructure & Industrial Development Corporation of Uttarakhand Ltd. 2 New Cantt Road, Dilaram Bazar, Dehradun-248001 +91-135-2743292, 2743297, 2708100
3.	General Guidance for investments in manufacturing sector	<b>Secretary, Directorate of Industries</b> , Uttarakhand Industrial Area, Patel Nagar, Dehradun, Uttarakhand +91-135-2728227
4.	Urban Development	<b>Director, Urban Development Department</b> , Uttarakhand Nagar Nigam, Dehradun +91-135-2713817
5.	Tourism	<b>Chairman, Tourism Development Department</b> , Uttarakhand 3/3, Industrial Area, Patelnagar, Dehradun +91-135-2665080
6.	Labour Laws	<b>Labour Commissioner</b> , Office of the Labour Commissioner. Haldani +91-5946-224214
7.	Pollution	<b>Chairman, Pollution Control Board</b> , Uttarakhand E-115, Nehru Colony, Haridwar Road, Dehradun +91-135-2712001
8.	Power	<b>Director, Power Development Department</b> , Uttarakhand Panchayat Bhawan, Almora +91-5962-236429
9.	Public Works	<b>Chief Engineer, Public Works Department</b> , Uttarakhand Yamuna Colony, Dehradun +91-135-2726144
10.	Social Development	<b>Director, Social Welfare Department</b> , Uttarakhand 6, Rest Camp, Dehradun +91-135-2628099

## About the PHD Chamber

**P**HD Chamber is a vibrant and proactive representative organization of business and mercantile community of northern and central India, serving their interest for over a century. This apex regional organization plays a active role in India's development and acts as a much needed link between government and industry, serving as a catalyst for rapid economic development and prosperity of the community in the region through promotion of trade, industry and services.

With its base in the National Capital, Delhi, the Chamber has Regional offices in States of Haryana, Himachal Pradesh, Jammu & Kashmir, Madhya Pradesh, Punjab, Rajasthan, Uttar Pradesh, Uttarakhand, Chhattisgarh and the Union Territory of Chandigarh.



### PHD Research Bureau

**Dr. SP Sharma**, Chief Economist  
**Mr. Harsh Vardhan**, Assistant Secretary  
**Ms. Malini Bhattacharya**, Assistant Secretary  
**Ms. Surbhi Sharma**, Management Trainee  
**Ms. Mannat Arora**, Management Trainee

### Supported by

**Mr. M. L. Gupta**  
Chairman, Uttarakhand Committee,  
PHD Chamber of Commerce and Industry and  
Vice Chairman, Everest Industries Ltd.

# Notes